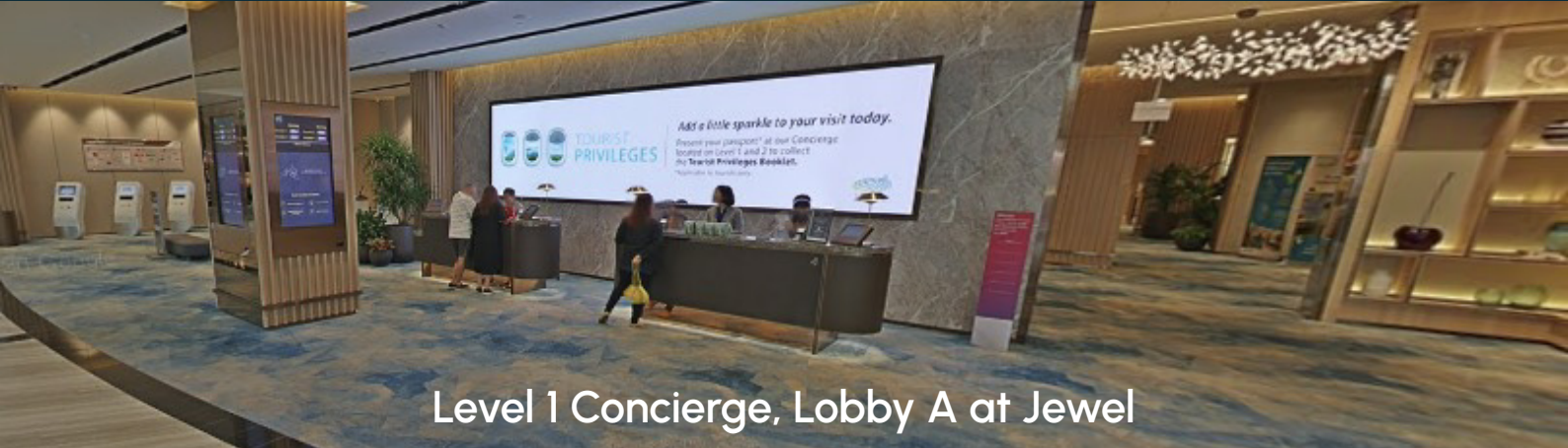


Go City Step-by-Step Redemption Guide - Jewel Changi Canopy Park




Level 1 Concierge, Lobby A at Jewel

How to get there


If coming from **Terminal 1 Arrival Hall**, turn left and walk towards **The Coffee Bean and Tea Leaf**, the guest will be able to see the **Concierge Counter**.

Within that **Level 1**, there is **Early Check In Counters**, **Baggage Storage**, **Changi Lounge** and **GST Refund Counter**.




1

Jewel Changi is connected to **Changi Terminal 1 Arrival Hall**




2

From **Lift Lobby A**, walk up and look for **Jewel** signage on your right




3

Follow the **directional signage** and continue to walk straight



4

You will be able to find **Jewel Concierge** located on your right at **Changi Lounge**



5

Please join the queue and present your **Go City QR code** to exchange for the admission ticket